

















		Dimensions Weight/Payload	Price	Ex Vat	OFFER Inc vat	Soft Cover	Jockey Clamp	Spare ex vat	Spare Holder	ABS Lid	Hard Top	Gallery	Load Bars	Ladder Rack	Alu Rail	Mesh Sides	Ext Sides	High Cover inc stand
	MP711 3' x 3.5'	110 x 90 x 32 350/245 kg			<u>£249.00</u>	21	29	25	10	N/A	N/A	N/A	N/A	N/A	N/A	N/A	N/A	
	MP712 4' x 3'	124 x 97 x 35 450/323 kg			<u>£289.00</u>	22	29	25	10	N/A	N/A	N/A	N/A	N/A	N/A	125	N/A	
	1150 5' x 3'	144 x 95 x 35 600/490 kg	£535.50	£446.00	<u>£479.00</u>	30	43	63	14	264	288	91	76	45	113	135	182	186
	1150 SPECIAL	144 x 95 x 35 600/490 kg	INCLUDES SOFT COVER & SUPPORT, JOCKEY	WHEEL, HITCHLOCK & NUMBER PLATE	<u>£559.00</u>													
	1150 + ABS LID	144 x 95 x 35 600/490 kg	INCLUDES JOCKEY WHEEL		<u>£725.00</u>													
	1205 6'8" x 4'	203 x 116 x 35 750/610 kg	£708.12	£590.10	<u>£625.00</u>	37	43	63	14	315	358	97	76	51	133	158	211	193 (83cm high)
	1205 SPECIAL	203 x 116 x 35 750/610 kg	INCLUDES SOFT COVER & SUPPORT, JOCKEY	WHEEL, HITCHLOCK & NUMBER PLATE	<u>£699.00</u>													
	1205 + ABS LID	203 x 116 x 35 750/610 kg	INCLUDES JOCKEY WHEEL		<u>£925.00</u>													
	3205 7' x 5'	204 x 142 x 35 750/600 kg	£811.44	£676.20	<u>£749.00</u>	43	43	52	14	N/A	411	100	N/A	56	141	165	212	211 (83cm high)

	Model	Dimensions Weight/Payload	Price	Ex Vat	OFFER Inc vat	Soft Cover	Jockey Clamp	Spare ex vat	Spare Holder	ABS Lid	Hard Top	Gallery	Load Bars	Ladder Rack	Alu Rail	Mesh Sides	Ext Sides	High Cover inc stand
	3205 SPECIAL	204 x 142 x 35 750/600 kg	INCLUDES SOFT COVER & SUPPORT, JOCKEY	WHEEL, HITCHLOCK & NUMBER PLATE	<u>£829.00</u>													
	3251B 8' x 5'	250 x 142 x 35 1000/780 kg	<u>£1510.74</u>	<u>£1258.95</u>	<u>£1299.00</u>	61	43	62	14	N/A	483	113	N/A	56	152	185	235	231 (83cm high)
	3251TB 8' x 5'	250 x 142 x 35 1300/1050 kg	<u>£1733.76</u>	<u>£1444.80</u>	<u>£1579.00</u>	61	43	62	14	N/A	483	113	N/A	56	152	185	235	231 (83cm high)
	2205S	203 x 128 x 40 750/584 kg	<u>£924.84</u>	<u>£770.70</u>	<u>£825.00</u>	52	43	63	14	N/A	410	99	N/A	51	145	484	297	POA
	2205 Ramp	203 x 128 x 40 750/568 kg	<u>£1063.44</u>	<u>£886.20</u>	<u>£899.00</u>	52	43	INC	INC	N/A	410	99	N/A	51	145	484	297	POA
	2205 Ramp Mesh	203 x 128 x 40 750/568 kg 1300/1051 kg braked		Inc Jockey wheel	<u>£1199.00</u> <u>Un Braked</u> <u>£1549.00</u> <u>Braked</u>	52	43	INC	INC	N/A	410	99	N/A	51	145	484	297	POA
	2205SB	203 x 128 x 40 1300/1051 kg	<u>£1392.30</u>	<u>£1160.25</u>	<u>£1279.00</u>	52	INC	195/70 94	23	N/A	410	99	N/A	51	145	484	297	POA
	2260	258 x 128 x 40 750/544 kg	<u>£1067.22</u>	<u>£889.35</u>	<u>£995.00</u>	100	54	63	23	N/A	N/A	N/A	N/A	51	N/A	426	299	POA

